



MINISTERIO
DE TRANSPORTES
Y MOVILIDAD SOSTENIBLE

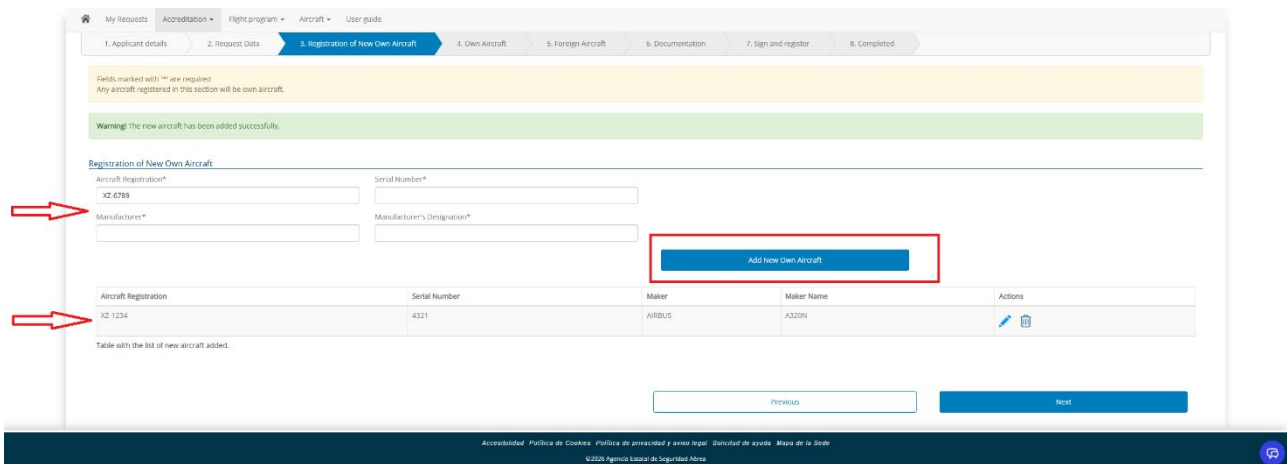


ACCREDITATION MODIFICATION

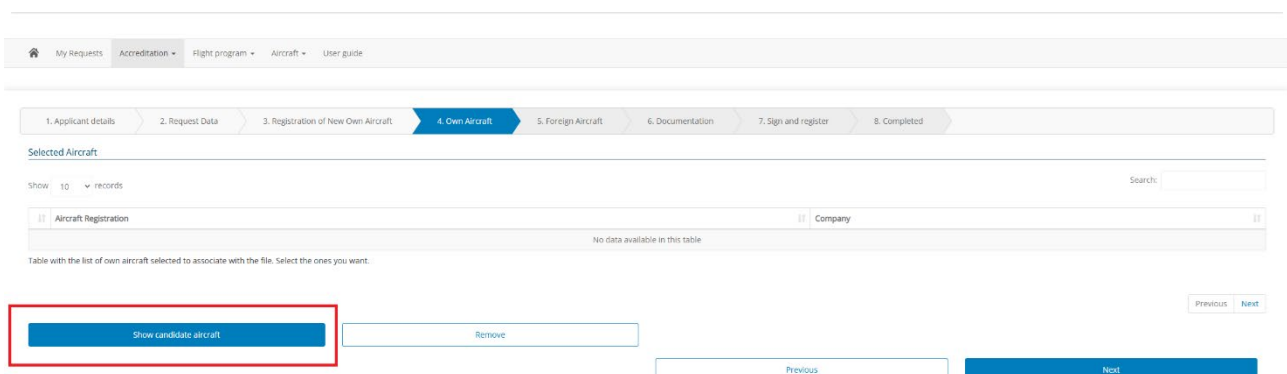
- On the 'Registration of New Own Aircraft' tab, enter the details of the aircraft in your own fleet that you wish to register, and click 'Add New Own Aircraft'. The aircraft will be listed below.

If the message 'This aircraft is already in the system' appears, means that the aircraft is already in the database. You must select it on the next tab, 'Own Aircraft'.

Third-party fleet aircraft operating under a wet lease agreement must be selected in the 'Leased Fleet Aircraft' tab.



- Any aircraft already in the system must be selected under the 'Own Aircraft' tab. Click 'Show candidate aircraft' to view the aircraft already in the system. Select the ones you wish to register and click 'Add'. The selected aircraft will be displayed at the top.



My Requests | Accreditation | Flight program | Aircraft | User guide

Selected Aircraft

Show: 10 records

Aircraft Registration	Company
<input type="checkbox"/> FG-852	

Table with the list of own aircraft selected to associate with the file. Select the ones you want.

Hide candidate aircraft | Remove

Previous 1 Next

Candidate Aircraft

Show: 10 records

Aircraft Registration	Company
<input type="checkbox"/> HJ-357	AIRLINE TEST

Table with the list of own candidate aircraft to associate with the file. Select the ones you want.

Add

Previous Next

- 5- Leased aircraft must be entered in the 'Leased Fleet Aircraft' tab by clicking 'Add new aircraft proposal' and filling in the details of the aircraft and the operator to which they belong. Once you have clicked 'Save', the aircraft will appear in the tab.

Air Traffic Management System
AIRLINE TEST

My Requests | Accreditation | Flight program | Aircraft | User guide

1. Applicant details | 2. Request Data | 3. Registration of New Own Aircraft | 4. Own Aircraft | **5. Foreign Aircraft** | 6. Documentation | 7. Sign and register | 8. Completed

Aircraft Proposals

Aircraft Registration	Serial Number	Company	Observations	Actions
No data available in this table				

Table with the list of foreign aircraft selected to associate with the file.

Add new aircraft proposal

Previous Next

Air Traffic Management System
AIRLINE TEST

My Requests | Accreditation | Flight program | Aircraft | User guide

1. Applicant details | 2. Request Data | 3. Registration of New Own Aircraft | 4. Own Aircraft | **5. Foreign Aircraft** | 6. Documentation | 7. Sign and register | 8. Completed

Fields marked with * are required

New proposal for foreign aircraft

Aircraft Registration *
KP-ABC

Serial Number *
1379

Country
CANADA

Company
AIR

Observations

Cancel Save

My Requests | Accreditation | Flight program | Aircraft | User guide

1. Applicant details | 2. Request Data | 3. Registration of New Own Aircraft | 4. Own Aircraft | **5. Foreign Aircraft** | 6. Documentation | 7. Sign and register | 8. Completed

Aircraft Proposals



Aircraft Registration	Serial Number	Company	Observations	Actions
KF-ABC	1379	AIR		 

Table with the list of foreign aircraft selected to associate with the file.

6- Please upload the required documentation to the 'Documentation' tab selecting 'New'. Documentation for Leased fleet aircraft must be uploaded under the 'Other' document type.

6.1- Insurance Certificate: select the type 'Insurance certificate' from the 'Type' drop-down menu. Upload the document via 'Elegir archivo'. Enter the insurance validity period, including the start date and end date. And select whether the insurance applies to 'All aircraft owned or to be owned by the operator', or whether it applies to specific aircraft (in which case you must select them below).

My Requests | Accreditation | Flight program | Aircraft | User guide

Fields marked with * are required

New Document

Type *
Certificate of insurance

Name *
Certificate of insurance

Reception *
31/03/2026

no se ha seleccionado archivo

Observations

Insurance Company
Insured Company
AIRLINE TEST

Validity from *
The format is: dd/mm/yyyy

Insured to *
The format is: dd/mm/yyyy

All aircraft own fleet Select own party aircraft

Selected Aircraft

Total Number of Aircraft: 0

Aircraft Registration

Select the aircraft covered by the insurance and click "Add". The selected aircraft will be listed above.

My Requests | Accreditation | Flight program | Aircraft | User guide

The format is: dd/mm/yyyy

All aircraft own fleet | Select own party aircraft

Selected Aircraft

Total Number of Aircraft: 0

Aircraft Registration

No aircraft selected.

Table with the list of aircraft selected to associate with the file document. Select the ones you want to unlink.

Candidate Aircraft

Total Number of Aircraft: 2

Aircraft Registration

<input type="checkbox"/>	XZ-6789
<input type="checkbox"/>	XZ-1234

Table with the list of candidate aircraft to associate with the file document. Select the ones you want.

Validity From * | Insured To *

The format is: dd/mm/yyyy

All aircraft own fleet | Select own party aircraft

Selected Aircraft

Total Number of Aircraft: 2

Aircraft Registration

<input type="checkbox"/>	XZ-6789
<input type="checkbox"/>	XZ-1234

Table with the list of aircraft selected to associate with the file document. Select the ones you want to unlink.

Candidate Aircraft

Total Number of Aircraft: 0

Aircraft Registration

No candidate aircraft have been found for this file.

Table with the list of candidate aircraft to associate with the file document. Select the ones you want.

6.2 Noise Certificate: select the type 'Noise Certificate' from the 'Type' drop-down menu. Upload the document via 'Elegir archivo'. Enter the date of issue, the aircraft to which the certificate relates, and the Noise Chapter.

My Requests | Accreditation | Flight program | Aircraft | User guide

1. Applicant details | 2. Request Data | 3. Registration of New Own Aircraft | 4. Own Aircraft | 5. Foreign Aircraft | **6. Documentation** | 7. Sign and register | 8. Completed

Fields marked with * are required

New Document

Type *
Noise Certificate

Name *
Noise Certificate

Reception *
31/03/2026

Ruído de prueba.pdf

Observations

Issue *
The format is: dd/mm/yyyy

Aircraft Registration
XZ-1234

Chapter
0

6.3 Leased fleet documentation: documents relating to the leased fleet must be uploaded via the 'Other' document type. State the name of the document (Leasing Authorization, Insurance Certificate or Noise Certificate), upload the file and click 'Save'.

My Requests | Accreditation | Flight program | Aircraft | User guide

1. Applicant details | 2. Request Data | 3. Registration of New Own Aircraft | 4. Own Aircraft | 5. Foreign Aircraft | 6. Documentation | 7. Sign and register | 8. Completed

Fields marked with "*" are required

New Document

Type *
Others

Name *
Leasing Authorization

Reception *
31/03/2026

Elegir archivo | Leasing dc prueba.pdf

Observations

Cancel Save

My Requests | Accreditation | Flight program | Aircraft | User guide

1. Applicant details | 2. Request Data | 3. Registration of New Own Aircraft | 4. Own Aircraft | 5. Foreign Aircraft | 6. Documentation | 7. Sign and register | 8. Completed

Fields marked with "*" are required

New Document

Type *
Others

Name *
Insurance Certificate Leased Fleet

Reception *
31/03/2026

Elegir archivo | Seguro de prueba.pdf

Observations

Cancel Save

My Requests | Accreditation | Flight program | Aircraft | User guide

1. Applicant details | 2. Request Data | 3. Registration of New Own Aircraft | 4. Own Aircraft | 5. Foreign Aircraft | 6. Documentation | 7. Sign and register | 8. Completed

Fields marked with "*" are required

New Document

Type *
Others

Name *
Noise Certificate Leased fleet

Reception *
01/04/2026

Elegir archivo | Ruido de prueba.pdf

Observations

Cancel Save

All attached documents will be listed in the 'Documentation' tab.

Entry register




File type	Name	Aircraft	Actions
Certificate of insurance	Certificate of insurance		 
Noise Certificate	Noise Certificate	FG-852	 

Table with the list of documents to register in the file.



Previous

New

Next

7- In the 'Sign and register' tab, you can view a summary of your application. Once you are satisfied, you can proceed to sign it.

Data Protection

To finish the process click on 'Sign application'. This action may take a few minutes.

[View PDF Request](#)

The State Aviation Safety Agency (hereinafter AESA), as responsible for the Processing of your personal data in compliance with Organic Law 3/2018, of December 5, on the Protection of Personal Data and guarantee of digital rights and the Regulation (EU) 2016/679 of the European Parliament and of the Council, of April 27, 2016, regarding the protection of natural persons with regard to the processing of personal data and the free circulation of these data (General Data Protection Regulation), informs you, explicitly and unequivocally, that your personal data obtained from the "Registration of Files Form" will be processed, for the treatment: "Registration of Files on AESA services" and with the purpose:

From "Assisting the registration of files on AESA services.". The user may not deny their consent, because this is a legal obligation, defined by "Royal Decree 951/2005, of July 29, which establishes the general framework for quality improvement in the General State Administration".

This processing of personal data is included in the AESA Personal Data Registry.

The legality of the treatment is based on a legal obligation.

Personal information will be kept as long as it is necessary or your right of cancellation or deletion is not exercised.

The information may be transferred to third parties to collaborate in the management of personal data, solely for the purpose described above.

The category of personal data that is processed is only "identifying data (name, ID, address, email, signature, position...).

In accordance with the provisions of the aforementioned Organic Law on Data Protection and Digital Rights Guarantees and the also cited General Data Protection Regulation, you can exercise your rights of Access, Rectification, Deletion, Portability of your data, Limitation or Opposition to its treatment before the Data Protection Delegate, directing a communication to the email dpd.acsa@seguridadaerea.es

For more information on the processing of personal data, click on the following [link](#)

Previous

Sign request